

Mackenzie FuturePath Monthly Income Balanced Portfolio

Why invest in this fund?

- Risk mitigation to help protect against volatile markets.
- Consistent cashflow to help meet life's spending needs.
- Growth potential to help the investment last.
- For investors who seek predictable cash flow and some long-term growth with less downside.
- Consistent monthly cashflow of 5% (annualized) to help meet life's spending needs.*

What does this fund invest in?

- The Fund seeks a balance of income with long-term capital growth, while seeking to reduce volatility by investing primarily in Canadian and foreign fixed-income securities and equities and other asset categories, either directly or through other mutual funds. It may also use derivatives.
- The Fund's asset mix will generally range between 40%–60% equities and 25%–60% fixed-income securities.
- The Fund will also allocate a small portion of its portfolio to cash and/or commodities.

Benchmark

40% FTSE Canada 91 Days T-Bill Index 20% FTSE Canada All Government Bond Index 40% S&P 500

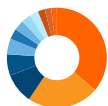
Top 10 Holdings

As of Apr 30, 2024

SPDR S&P 500 ETF Trust	22.49%
Royal Bank of Canada	1.95%
Government of Canada 3.00% 06-01-2034	1.52%
Government of Canada 2.75% 06-01-2033	1.42%
Government of Canada 5.75% 06-01-2033	1.31%
Bank of Nova Scotia/The	1.09%
Bank of Montreal	1.07%
ASML Holding NV	1.01%
Mackenzie Canadian All Corporate Bond Index ETF	0.64%
Province of Ontario 4.15% 06-02-2034	0.56%

Sector allocation

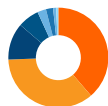
as of Apr 30, 2024



Fixed Income	36.2%
ETFs	23.2%
Financials	9.8%
Cash & Equivalents	6.9%
Industrials	5.1%
Information Technology	3.4%
Energy	3.3%
Other	3.1%
Materials	2.8%
Consumer Discretionary	2.3%
Health Care	2.1%
Consumer Staples	1.8%

Regional allocation

as of Apr 30, 2024



United States	38.7%
Canada	35.7%
Other	11.9%
Cash & Equivalents	6.9%
Australia	2.8%
Switzerland	2.3%
Mexico	1.0%
Germany	0.7%

Credit allocation

as of Apr 30, 2024



AAA	7.3%
AA	5.5%
A	5.2%
BBB	8.5%
BB	3.5%
B	1.9%
CCC & Below	0.7%
NR	3.4%
Cash & Equivalents	6.9%
Equities	57.0%

Fund management

FUND DETAILS

Asset class:	Global Balanced
Fund start date:	June 22, 2022
Risk tolerance:	Low
PFSL classification:	Balanced
Total Fund Assets:	\$142.64 million

FUND CODES

Series	Prefix	Front End
PA	MFC	13726
PH	MFC	13729

MANAGEMENT FEES

Series	Management fees	MER
PA	0.70%	1.08%
PH	0.65%	0.94%

LAST PAID DISTRIBUTION

Series	Frequency	Amount	Date
PA	Monthly	0.0643	May 24, 2024
PH	Monthly	0.0644	May 24, 2024

PORTFOLIO MANAGERS

Nelson Arruda

Mackenzie Multi-Asset Strategies Team
Senior Vice President, Portfolio Manager, Head of Team
Investment experience since 2010

Mackenzie FuturePath Monthly Income Balanced Portfolio



Compound net returns (%)

as of May 31, 2024

	Series PA%	Series PH%
1 Month	2.09	2.10
3 Month	2.32	2.36
6 Month	6.38	6.47
1 Year	9.23	9.40
Since inception (June 22, 2022)	7.65	7.81

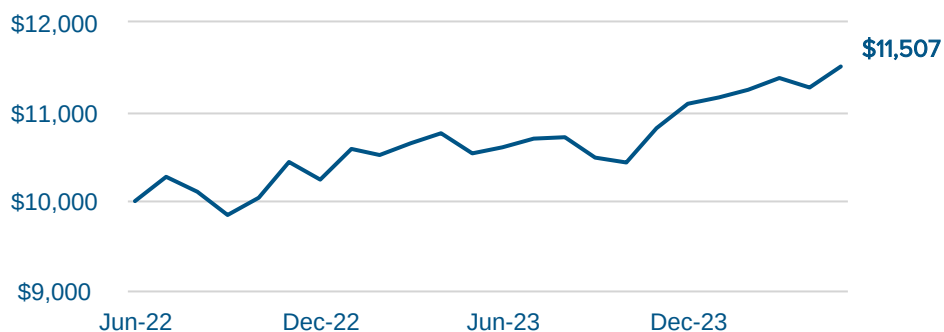
Calendar year returns (%)

as of May 31, 2024

	Series PA%	Series PH%
2023	8.29	8.43
YTD	3.76	3.83

Value of \$10,000 invested

as of May 31, 2024



For Investor use only. No portion of this communication may be reproduced or distributed to the public as it does not comply with investor sales communication rules.

Commissions, trailing commissions, management fees and expenses all may be associated with mutual fund investments. Please read the prospectus before investing. Mutual funds are not guaranteed, their values change frequently and past performance may not be repeated.



Scan here
to learn more